

FUJITSU

AUSTRALIA'S FAVOURITE AIR®

DESIGNER
RANGE

WALL
MOUNTED

SLEEK, SLIMLINE DESIGN | HIGH ENERGY EFFICIENCY
BACKED BY A 5 YEAR FULL PARTS & LABOUR WARRANTY

WHY CHOOSE FUJITSU?

AUSTRALIA'S FAVOURITE AIR®

Fujitsu is a leading supplier of air conditioners in Australia, with a portfolio to suit both residential and commercial applications.

We focus all of our research and manufacturing strengths into air conditioners which has resulted in the extensive range of world-class, energy efficient, market-leading air conditioners.

That's why we're proud to say we are 'Australia's Favourite Air®'.

PEACE OF MIND

Fujitsu believe in the quality and reliability of every air conditioner we sell. This is why we're happy to provide a 5 year parts and labour warranty across the entire domestic range.



FUJITSU CHANNEL PARTNER NETWORK

Fujitsu have a comprehensive network of retailers and dealers right across Australia. This ensures there is a local stockist in your area to assist you in purchasing a Fujitsu air conditioning system for your home.





WHY CHOOSE FUJITSU?

EXCEPTIONAL AFTER SALES SERVICE

At Fujitsu, we pride ourselves on providing exceptional customer service. Fujitsu General Assist is our in-house customer care and technical support department which was implemented to deliver a high level of support and accessibility to our customers.



Fujitsu General Assist deploys factory trained technicians in Sydney, Melbourne, Brisbane, Adelaide and Perth and provides access to dedicated Service Agents in all other parts of Australia. These technicians are well equipped with the necessary tools and spare parts to enable them to resolve issues onsite, promptly. This offers customers a high first time fix rate and seamless experience.



STATE OF THE ART RESEARCH AND DEVELOPMENT

Our state of the art research and development centre, located at our headquarters in Japan, is equipped with numerous testing facilities simulating a variety of air conditioning operating conditions.

PERFORMANCE TESTING UNDERTAKEN INCLUDES:

- Evaluating the units heating and cooling capacity under varied temperature and humidity conditions.
- Testing the units air volume and air flow distance.
- Measuring units operating noise.
- Evaluating units durability to withstand outdoor weather extremes.

This rigorous testing is aimed at meeting Fujitsu's high standard of quality and reliability.



DESIGNER RANGE

WALL MOUNTED



SLEEK, SLIMLINE DESIGN

SLEEK, MODERN FINISH

The Fujitsu General Designer range of wall mounted air conditioning units combine a sleek, modern finish with efficient, intelligent features. With a slimline design, the range blends seamlessly with interiors providing a subtle, yet sleek finish to any home.

EASE OF USE

Every model in the Designer Range comes with a slim and easy to use controller, giving you control of your climate right at your fingertips. With features such as low noise mode, economy operation and weekly program timers, tailoring your comfort needs has never been so easy.



DESIGNER RANGE

WALL MOUNTED

INDOOR UNIT



ASTG09/12/18KUCA

OUTDOOR UNITS



AOTG09/12KUCA



AOTG18KUCA

AVAILABLE CONTROLLER OPTIONS



Wired Remote Controller (High grade)



Wired Remote Controller



Simple Remote Controller

EFFICIENT, INTELLIGENT FEATURES

ENERGY EFFICIENCY

Fujitsu's Designer Range models are the most energy efficient air conditioners Fujitsu have designed. With built-in features such as high efficiency DC componentry, high density multi-path heat exchangers, and programmable weekly timers, these air conditioners use less power than ever before.

With some models reaching a 5 star energy rating, year round comfort can be more affordable for you and your family.



ASTG09KUCA


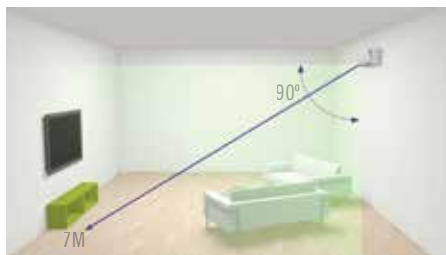


ASTG09KUCA

HUMAN SENSOR CONTROL

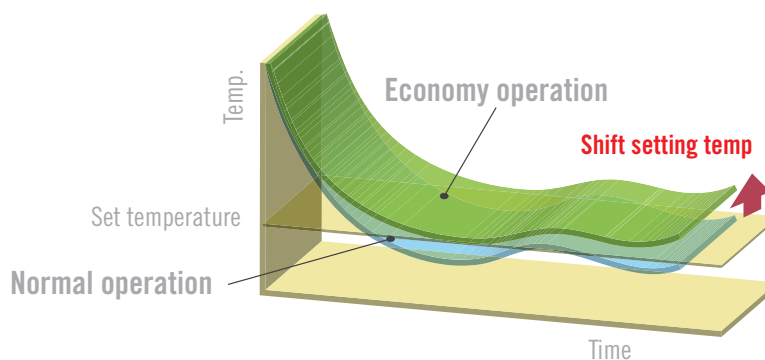
All models in the Designer Range contain human sensor control, an intelligent feature which detects the movement of people to deliver optimum efficiency and temperature control. When in operation, if the sensor detects no movement in a room after 20 minutes, the air conditioner will be switched to energy saving operation, modifying the temperature to minimise energy consumption.

Normal operation will resume when motion is redetected.



ECONOMY MODE

The Designer range's economy operation is an energy saving setting that allows the set temperature of the indoor unit to change by 1°C intervals, to allow for a reduction of power drawn by the system. The economy operation can save energy in heating, cooling or dry mode and is easily activated via a remote control.



FEATURES*

COMFORT FUNCTIONS



10° C HEAT OPERATION

The room temperature can be set to go no lower than 10°C, ensuring that the room does not get too cold when not occupied.



UP / DOWN SWING LOUVRE

The up / down louvre automatically swings up and down.



AUTOMATIC LOUVRE

The position of the louvres is set automatically to match the operating mode. It is also possible to adjust the louvres using the remote control.



AUTO SHUT LOUVRE

The auto shut louvres close or open automatically when the unit stops or starts.



AUTOMATIC AIR FLOW ADJUSTMENT

When auto mode is selected for the fan, the micro-processor adjusts the airflow to follow changes in room temperature.



AUTO RESTART

Should there be temporary loss of power, the unit will automatically restart itself in the same operating mode, once the power is restored.



AUTO-CHANGEOVER

The unit automatically switches between heating and cooling modes based on the temperature setting and room temperature.



POWERFUL MODE

This mode will operate the air conditioner at maximum capacity for 20 minutes, providing comfort faster than ever before.

CONVENIENCE FUNCTIONS



SLEEP TIMER

The micro-processor gradually changes the room temperature, allowing you to sleep comfortably at night.



PROGRAM TIMER

This timer allows selection of one of four options; ON, OFF, ON -> OFF, or OFF -> ON.



FILTER SIGN

Select appropriate intervals for displaying the filter sign on the indoor unit according to the estimated amount of dust in the air of the room.



ON-OFF TIMER

ON-OFF timer can be set to operate once every 24 hours.



WEEKLY TIMER

Different ON-OFF times can be set for up to 7 days.



WEEKLY + SETBACK TIMER

Weekly + Setback timer can set temperature for two time spans and for each day of the week.



LOW NOISE MODE

The compressor speed and the outdoor unit fan speed are limited to reduce the operational noise.



SUPER QUIET MODE

The indoor units fan can operate at a low speed to produce quieter operation.

ENERGY EFFICIENT FUNCTIONS



HUMAN SENSOR

The human sensor detects movement so that when occupants leave the room, the air conditioner switches into energy saving mode after 20 minutes should no movement be detected. When occupants reenter the room, it returns to normal operation.



V-PAM

V-PAM inverter technology increases the maximum output of the compressor significantly and enables high power and high efficiency.



i-PAM

i-PAM inverter technology enables high output and high efficiency performance.



DEMAND CONTROL

This product is designed to be compatible with Air Conditioning Demand Response program. When your electricity supplier activates one of the three modes, the air conditioner switches over to the appropriate operation.



ECONOMY MODE

The economy operation will save energy in heating, cooling and dry mode. Economy operation is set by pressing the button on the remote control.

*Note: not all features available on all models, please refer to features checklist.

CLEAN FUNCTIONS



WASHABLE PANEL

Dust which accumulates on the air conditioner can be easily cleaned with a damp cloth.




APPLE-CATECHIN FILTER

Fine dust, invisible mould spores and harmful microorganisms are absorbed onto the filter by static electricity and further growth is inhibited and deactivated by the polyphenol ingredient extracted from apples.



LONG-LIFE ION DEODORISATION FILTER

The filter deodorises by powerfully decomposing absorbed odours using the oxidising and reducing effects of ion generated by the ultra-fine-particle ceramic.



FEATURES CHECKLIST

FEATURES	ASTG09KUCA	ASTG12KUCA	ASTG18KUCA
COMFORT FUNCTIONS			
Up / Down swing louvres	✓	✓	✓
Automatic louvre	✓	✓	✓
Auto shut louvre	✓	✓	✓
Automatic air flow adjustment	✓	✓	✓
Auto restart	✓	✓	✓
Auto-changeover	✓	✓	✓
Automatic fan speed	✓	✓	✓
10°C HEAT operation	✓	✓	✓
Powerful mode	✓	✓	✓
CONVENIENCE FUNCTIONS			
Low noise mode	✓	✓	✓
Super quiet mode	✓	✓	✓
Sleep timer	✓	✓	✓
Program timer	✓	✓	✓
Weekly timer	✓	✓	✓
Weekly + setback timer	○	○	○
On-off timer	✓	✓	✓
Filter sign	✓	✓	✓
ENERGY EFFICIENT FUNCTIONS			
i-PAM / V-PAM control	✓	✓	✓
Demand Control	✓	✓	✓
Human sensor	✓	✓	✓
Economy mode	✓	✓	✓
CLEAN FUNCTIONS			
Long-life ion deodorisation filter	✓	✓	✓
Apple-catechin filter	✓	✓	✓
Washable panel	✓	✓	✓

○ Optional feature when using a wired controller and communication kit

SPECIFICATIONS & FEATURES

Products in this brochure contain R32 refrigerant. Please refer to specifications before installation and servicing this product. Only persons and / or companies qualified and experienced in the installation, service and repair of refrigerant products should be permitted to do so. The purchaser must ensure that the person and / or company who is to install, service or repair this air conditioner has qualifications and experience in refrigerant products. Suitable access for warranty and service is required. Future improvements, specifications, designs of product and availability are subject to change without notice. Please check with your dealer.

ALL CAPACITY AND ENERGY EFFICIENCY RATINGS ARE BASED ON AS / NZS3823.2.

COOLING	Indoor temperature	27°C DB / 19°C WB
	Outdoor temperature	35°C DB

HEATING	Indoor temperature	20°C DB
	Outdoor temperature	7°C DB / 6°C WB

Running current is at rated conditions (AS3823) and does not include compressor start-up or variations in power supply and load conditions.

PRODUCT SPECIFICATIONS

Model No.	Indoor unit		ASTG09KUCA	ASTG12KUCA	ASTG18KUCA
	Outdoor unit		AOTG09KUCA	AOTG12KUCA	AOTG18KUCA
Operation Type			Reverse Cycle	Reverse Cycle	Reverse Cycle
Power Source	V / Ph / Hz		240 / 1 / 50	240 / 1 / 50	240 / 1 / 50
Capacity	Cooling	kW	2.5 (0.9-3.6)	3.5 (0.9-4.10)	5.0 (0.9-6.0)
	Heating	kW	3.2 (0.9-5.4)	4.3 (0.9-5.70)	6.0 (1.05-7.50)
Input Power	Cooling	kW	0.51 (0.25-1.14)	0.88 (0.25-1.38)	1.31 (0.21-2.20)
	Heating	kW	0.67 (0.25-1.60)	1.06 (0.25-1.70)	1.58 (0.20-3.10)
EER	Cooling	kW / kW	4.9	3.98	3.82
COP	Heating	kW / kW	4.78	4.06	3.8
Star Rating	Cooling		5.0	3.5	3.0
	Heating		5.0	3.5	3.0
Running Current	Cooling / Heating	Amps	2.7 / 3.3	4.3 / 4.9	5.6 / 6.7
Moisture Removal		L / Hr	1.3	1.3	2.6
Noise Level	Indoor Sound Pressure (High / Quiet)	dBa	42 / 21	43 / 21	47 / 29
	Outdoor Sound Pressure	dBa	47	49	51
	Outdoor Sound Power	dBa	64	67	68
Air Circulation (Indoor - High Fan)		L / sec	222	236	264
Net Dimensions (H x W x D)	Indoor Unit	mm	282 × 870 × 185	282 × 870 × 185	282 × 870 × 185
		kgs	9.5	9.5	9.5
	Outdoor Unit	mm	540 × 720 × 290	540 × 790 × 290	620 × 790 × 290
		kgs	34	34	40
Piping Connections (Liquid / Suction)		mm	∅ 6.35 / ∅ 9.52	∅ 6.35 / ∅ 9.52	∅ 6.35 / ∅ 12.7
Max. Pipe Length (Precharged Length)		m	20 (20)	20 (20)	20 (20)
Max Height Difference		m	15	15	15
Operation Range	Cooling	°CDB	10 to 46	10 to 46	10 to 46
	Heating	°CDB	-15 to 24	-15 to 24	-15 to 24
Refrigerant			R32	R32	R32

FUJITSU - COMMUNITY

SPORTING CHANCE

Fujitsu General Australia is extremely proud to be a major sponsor of the Sporting Chance Cancer Foundation.

Established in 1996 by a number of high profile Australian sports men and women, including Fujitsu Generals' longstanding ambassador Mark Taylor, Sporting Chance is a not-for-profit organisation that helps provide home support and care to children with cancer.

To date, Fujitsu General has donated more than \$7M to this worthy cause, with a percentage of sales from Fujitsu's air conditioning units going towards the funding of outreach programs and exploring better ways to treat and overcome cancer.

This support has enabled the Sporting Chance Cancer Foundation to fund nurses across Australia allowing children to receive improved cancer care closer to home. This funding also allows for remote treatment and care for families, and considerably reduces the time spent travelling to and from the nearest hospital, which could be thousands of kilometres from home.

Sporting Chance initiatives allow families to spend more quality time at home together, while still having access to the correct care for their child.

Fujitsu General is dedicated to the ongoing support of the Sporting Chance Cancer Foundation and its commitment to improving the cancer care available for children, as well as research and new treatment developments.





FUJITSU

AUSTRALIA'S FAVOURITE AIR®



If you are looking for an air conditioner that you can trust to keep you comfortable all year round, my advice is to look no further than a Fujitsu.

They are efficient, effective, and beautifully designed, I should know, I bought one myself.

So for an air conditioner you can trust, go with the name you know, **Fujitsu, It's Australia's Favourite Air®.**



FUJITSU GENERAL AUSTRALIA

ABN 55 001 229 554 • A SUBSIDIARY OF FUJITSU GENERAL LIMITED

www.fujitsugeneral.com.au

EMAIL contact@fujitsugeneral.com.au

PHONE 1300 882 201

Proud sponsors of:



For every air conditioner sold, a donation is made to the Sporting Chance Cancer Foundation.